

T16IZ SOFTWARE UPDATE CHANGES

V3

This software updates or alters the functions and features noted below. The instructions and information that follow are meant as a supplement to the original instruction manual that accompanied the T16IZ transmitter. Please refer to the original instruction manual where applicable, but replace the steps indicated below with these instructions. Please check to ensure that the update has been installed.

- 1) Select the System Menu.
- 2) Touch the [Information] button.
- 3) Confirm that the information in the display indicates the version numbers as noted above.

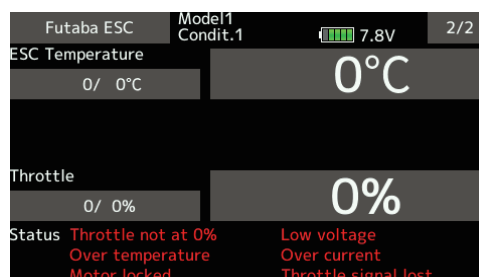
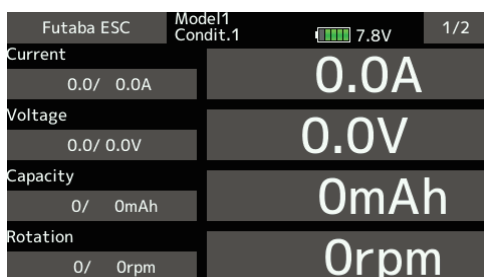
1. Compatible with Futaba ESC MC-980H/A, MC-9130H/A, MC-9200H/A

Supports the telemetry function of MC-980H/A, MC-9130H/A, and MC-9200H/A.

◆ Register the ESC with the transmitter. The registered ESC is displayed as "Futaba ESC".

◆ ESC telemetry display screen

The ESC status is displayed. Alarm setting is also possible.



* The current and capacity consumption display may vary depending on the usage conditions, so use it as a guide.

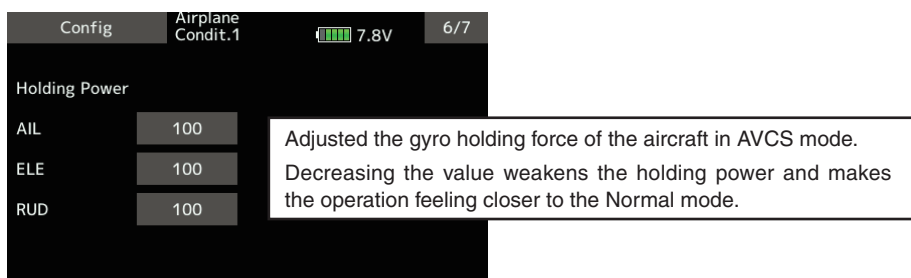
2. Hobbywing ESC telemetry compatible

Supports the telemetry function installed in some Hobbywing ESCs.

◆ The registered ESC is displayed as "Hobbywing ESC".

3. GYA553 Addition of setting parameters

AIL / ELE / RUD holding power setting has been added to the setting parameters of GYA553.



V2

1. Add GYA553 Airplane Gyro setting function. (Refer the T16IZ GYA553 Setting Manual)

2. Compatible with SCORPION ESC telemetry

Added support for SCORPION POWER SYSTEM ESC some models.