

T32MZ SOFTWARE UPDATE CHANGES

(Editor Version: 3.4 Encoder version: 1.2)

This software updates or alters the functions and features noted below. The instructions and information that follow are meant as a supplement to the original instruction manual that accompanied the T32MZ transmitter. Please refer to the original instruction manual where applicable, but replace the steps indicated below with these instructions. Please note that the software update will be finalized the first time that the T32MZ is powered up, after the software has been applied. As such, it may require a few moments before the Start screen appears. Please check to ensure that the update has been installed.

- 1) Select the System Menu.
- 2) Touch the [Information] button.
- 3) Confirm that the information in the display indicates the Editor and Encoder version numbers as noted above.

1. Add GYA553 Airplane Gyro setting function. (Refer the T32MZ GYA553 Setting Manual)

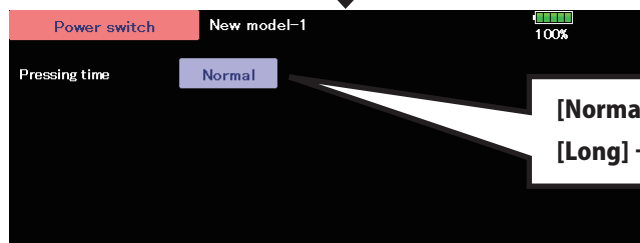
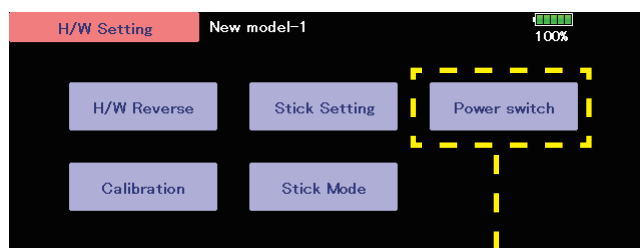
2. Compatible with SCORPION ESC telemetry

Added support for SCORPION POWER SYSTEM ESC some models.

3. Add power off switch press time setting

The power switch long press time when turning off the power can be selected from 1 second and 4 seconds.

[SYSTEM MENU] → [H/W Setting]



[Normal] → Press and hold for 1 second to turn off the T32MZ
[Long] → Press and hold for 4 seconds to turn off the T32MZ

(Editor Version: 3.3.1 Encoder version: 1.2)

1. Fixed the CGY755/CGY760R Gyro setting function.

(Editor Version: 3.3 Encoder version: 1.1)

1. Add CGY755/CGY760R Gyro setting function. (Refer the T32MZ Ver 3.3 Gyro Setting Manual)

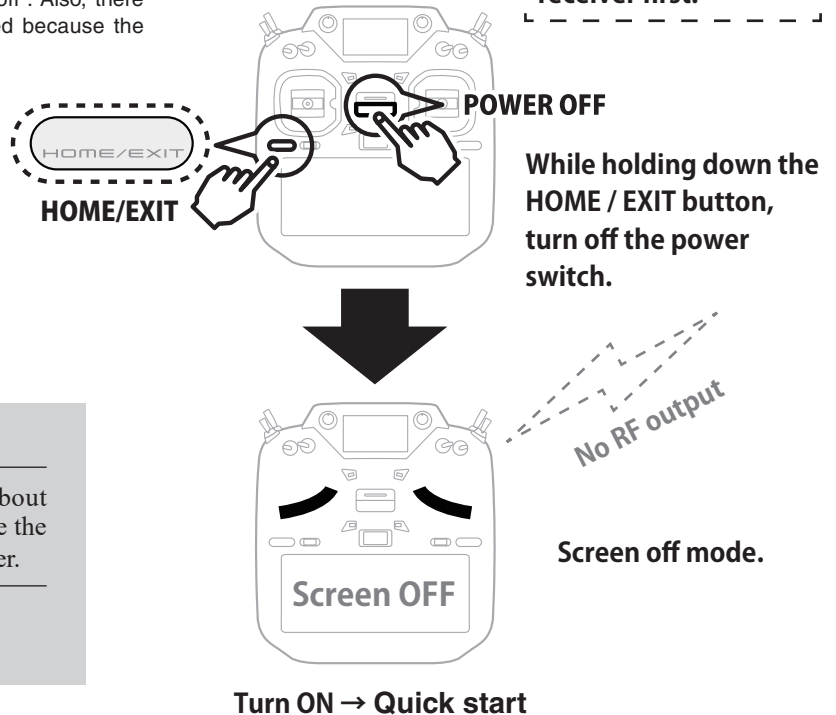
(Editor Version: 3.2.1 Encoder version: 1.1)

1. Fixed a defect on the screen off function.

1. Add Screen off function [Quick start]

This "screen off" can quick start next startup. This is convenient when turning on and off frequently. No RF output at "screen off". Also, there is no screen display. However, the battery is consumed because the internal circuit is activated.

Be sure to turn off the receiver first.



⚠ WARNING

- ! While in screen off mode, it consumes about 4% of the battery per hour. If you do not use the transmitter for a long time, turn off the power.
- ! Updates cannot be performed in screen off mode. To update, turn off the power.

2. Add Stop alarm : Telemetry RPM sensor setting

On the telemetry setting screen, if you enable the alarm setting on the low rotation side of the RPM sensor and set the alarm setting to 0, an alarm will be activated when the rotation speed becomes 0.

3. Chinese language support

Added support for Chinese display. You can select Chinese by updating to Chinese version software.

4. GPS display correction

Fixed an issue where GPS location information could not be recognized correctly.

5. Sub display External input voltage display correction

Fixed the problem that the voltage was displayed low when the external input voltage of the receiver on the sub-display exceeded 25.5V.

6. KS-01 (O.S.ENGINE)

Added support for a kill switch KS-01 made by O.S.ENGINE.